



MARCH 2019 NRL 22 OFFICIAL COURSE OF FIRE

Luck 'o the Irish to ya from the NRL22! Points for this month and next month will not go towards championship qualification. However, that won't stop us from having fun and awarding prizes from all of our outstanding sponsors! This is another excellent COF from Erik Severson of Sage Range. Please don't forget to thank him for the hard work and creativity. Good luck on the year's luckiest month.

Range requirements: NRL22 18/19 target package, the 6 foot step ladder, the saw horse, the old tire, the folding chair, and 1.5" NRL22 targets and target stands for paper targets.

Shooter equipment: Rifle must be chambered in 22 LR. Rifle is encouraged to have a removable magazine. Scopes with adjustable windage, elevation and a reticle are recommended. Bipods and a rear bag approximately the same size as a volleyball or smaller are also recommended. A sling is a huge aide for positional stages and shooters would benefit greatly from a sling. Special note on equipment, this is a fantastic community. If you are short on equipment, let that be known. The good men and women in this community will fall all over themselves to help you out and lend you theirs.

Safety suggestions: Weed whacker plastic string works very well for Empty Chamber Indicators. Using ECI ensures a rifle is not loaded and especially useful for Ruger 10/22's. The stages' starting positions were deliberately set up for safety. Ensure RO's are very close to new shooters and kids, especially in the positional and barricade stages in case the 180 rule is broken or a transition is made without the action open or safety engaged.

Paper stage suggestions: Have one of the NRL 22 paper targets present at stage briefing so that all shooters can see what it is before they get behind the rifle. Ensure the shooter number is written very large. Because the targets we provide have 2 targets on each one, I have been cutting the targets in half and spreading them out a bit. This seems to reduce crossfires, but they will happen. Only 2 shots count per target. If a shooter accidentally shoots another shooter's target, it benefits the shooter who was shooting at the correct target. However, an RO with a spotting scope ensuring a shooter's target is clean before they shoot will help minimize this. For scoring, the shot just needs to break the line to get the higher points. So if the 10 circle is just barely nipped, that shot is a 10.

Scoring submissions: Download the NRL22 Scores sheet from the downloads section on NRL22.org, fill out the results, and submit scores sheet to matches@nrl22.org, followed by payment for admin fee. Deadline for submissions is April 5th, 2019

Keep in mind that only NRL 22 members are eligible for prizes and while we have a 30 day grace period for membership, if the prizes are already distributed, it is the competitor's loss. The live Facebook show for prizes will happen on April 10th, 2019 at 4pm PST on YouTube.



MARCH 2019 NRL 22 OFFICIAL COURSE OF FIRE

Here is the running list of Base class models that are under \$350 MSRP. If you notice models that fit in this list that are missing, please let your match director know. If you have questions about base model, please ask your match director. They are the ones who make the determination.

1. Approved Base class rifle list:

- o Ruger models: 10/22 Carbine (1103, 1151, 1256 models)

- o Savage models: Rascal FV-SR, B22 F Compact, B22 F Left Hand, Rascal Target, 64 FL, 64 FL XP, Rascal, Rascal Gator Camo, 64 FV-SR, Mark I GY, Mark II GY, A22, B22 F, Mark II FV-SR, Mark II FXP, B22 FV, B22 FV-SR, Mark II FV-SR Gator Camo, 64 F, 64 FXP, 64 G, Mark II F, 64 F Camo, Mark II FV, Mark II G, Mark II GL, Mark II GLY, 64 FSS, 64 FVXP, Mark I G, Mark II Camo, Mark II FVXP, Mark II FSS

- o Marlin: XT-22, XT-22R, XT-22RO, XT-22RZ, XT-22TR, XT-22TSR, XT-22VR, XT-22YR, Model 60, Model 60C, Model 60SB, Model 60SN, Model 60SS, Model 70PSS, Model 795

- o Mossberg: Blaze, 702, 801, 802

- o Remington: 597, 597HB

2. Excluded Base class rifle list:

- o CZ 455

Keep building your skills, friendships, your club and this community! Thanks for being awesome, from NRL22.

STAGE BARRICADE #1: **3 LEAF CLOVER**

TIME: 120 SEC

ROUND COUNT: 10

RANGES AND TARGETS: 50 YDS: 1.5" NRL .22 PAPER

POINTS: 5, 7 OR 10 PTS PER HIT, 100 PTS POSSIBLE

EQUIPMENT: 1 BAG THAT IS APPROXIMATELY THE SIZE OF A VOLLEY BALL OR SMALLER

START POSITION: RIFLE RESTING ON TOP OF THE SAW HORSE, MAG IN, BOLT BACK

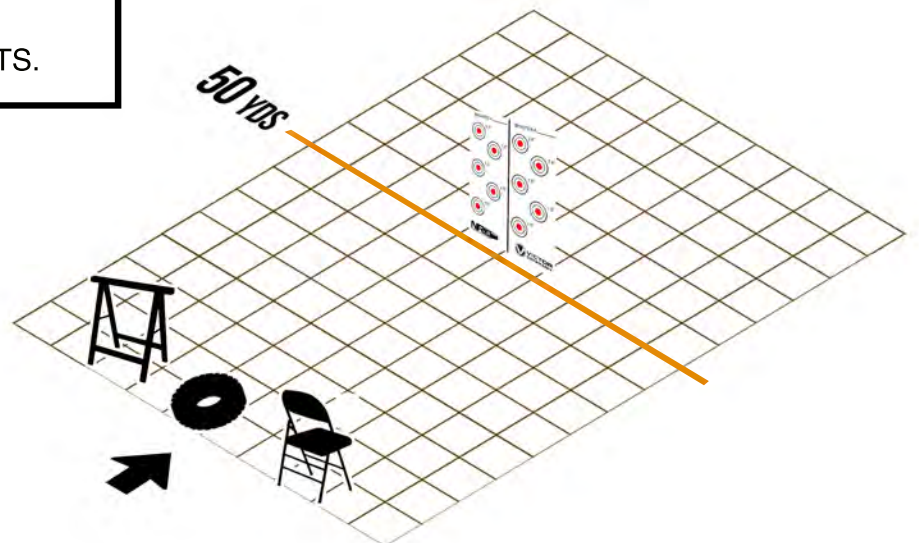
DESCRIPTION: SHOOTER WILL TAKE A POSITION ON TOP OF THE SAW HORSE AND ENGAGE THE TOP TARGET WITH 2 SHOTS.

MOVE TO THE TIRE AND ENGAGE THE 2ND TARGET WITH 2 SHOTS.

MOVE TO THE SEAT OF THE CHAIR AND ENGAGE THE 3RD TARGET WITH 2 SHOTS.

MOVE BACK TO THE TIRE AND ENGAGE THE 4TH TARGET WITH 2 SHOTS.

MOVE BACK TO THE SAWHORSE AND ENGAGE THE 5TH TARGET WITH 2 SHOTS.



STAGE BARRICADE #2:

THERE IS GOLD AT THE BOTTOM OF THE RAINBOW!

TIME: 120 SEC

ROUND COUNT: 10

RANGES AND TARGETS: 50 YARDS, 1.5" ON A SINGLE HANGER
75 YARDS, 2.5" ON A SINGLE HANGER

POINTS: 10 PTS PER IMPACT, 100 PTS POSSIBLE

EQUIPMENT: 1 BAG THAT IS APPROXIMATELY THE SIZE OF A VOLLEY BALL OR SMALLER

START POSITION: RIFLE RESTING ON 4TH STEP OF THE LADDER, MAG IN, BOLT BACK.

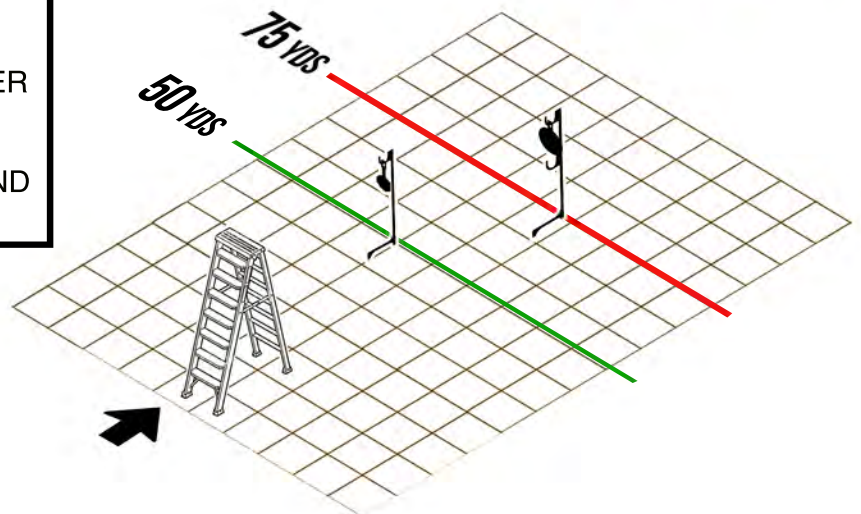
DESCRIPTION: ON START SIGNAL, SHOOTER WILL TAKE A POSITION ON THE 4TH STEP OF THE LADDER AND ENGAGE THE TARGET AT 50 AND 75 WITH 1 ROUND EACH.

MOVE TO THE 3RD STEP OF THE LADDER AND REPEAT THE SHOOTING ORDER.

MOVE TO THE 2ND STEP OF THE LADDER AND REPEAT THE SHOOTING ORDER.

MOVE TO THE BOTTOM STEP OF THE LADDER AND REPEAT THE SHOOTING ORDER.

MOVE TO THE 2ND STEP OF THE LADDER AND REPEAT THE SHOOTING ORDER.





SCORE: _____

STAGE PRONE #1:

WALKING ON DOWN THE GREEN

TIME: 120 SEC ROUND COUNT: 10

RANGES AND TARGETS: .35 YDS, .25" AND .5" ON KYL RACK

50 YDS, 1" ON SINGLE HANGER

75 YDS, 2" ON DOUBLE HANGER

100 YDS, 2.5" ON DOUBLE HANGER

POINTS: 10 PTS PER HIT, 100 PTS TOTAL

EQUIPMENT: 1 BAG THAT IS APPROXIMATELY THE SIZE OF A VOLLEY BALL OR SMALLER.

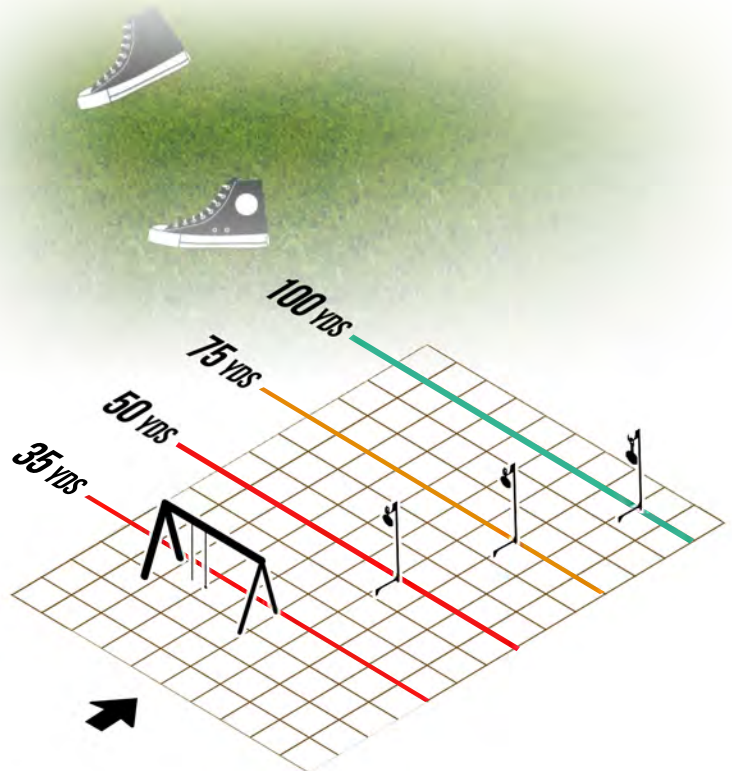
START POSITION: RIFLE GROUNDED, STANDING BEHIND RIFLE, MAG IN, BOLT BACK.

DESCRIPTION:

ON START SIGNAL, SHOOTER WILL DROP INTO PRONE AND ENGAGE THE TARGETS IN THE FOLLOWING ORDER. 35: .5", .25". 50 YD, 75 YD, 100 YD.

SHOOTER MUST HIT TO MOVE ON TO THE NEXT TARGET.

ONCE THE 100 YD TARGET HAS BEEN HIT, SHOOTER WILL REPEAT THE SHOOTING ORDER.



STAGE PRONE #2: DOUBLE FISTED, IRISH STYLE

TIME: 120 SEC

ROUND COUNT: 10

RANGES AND TARGETS: 50 YDS, 1" ON KYL RACK
90 YDS, 2" ON A DOUBLE HANGER

POINTS: 10 PTS PER HIT. 100 PTS TOTAL

EQUIPMENT: 1 BAG THAT IS APPROXIMATELY THE SIZE OF A VOLLEY BALL OR SMALLER.

START POSITION: RIFLE GROUNDED, STANDING BEHIND RIFLE, MAG IN, BOLT BACK.

DESCRIPTION:

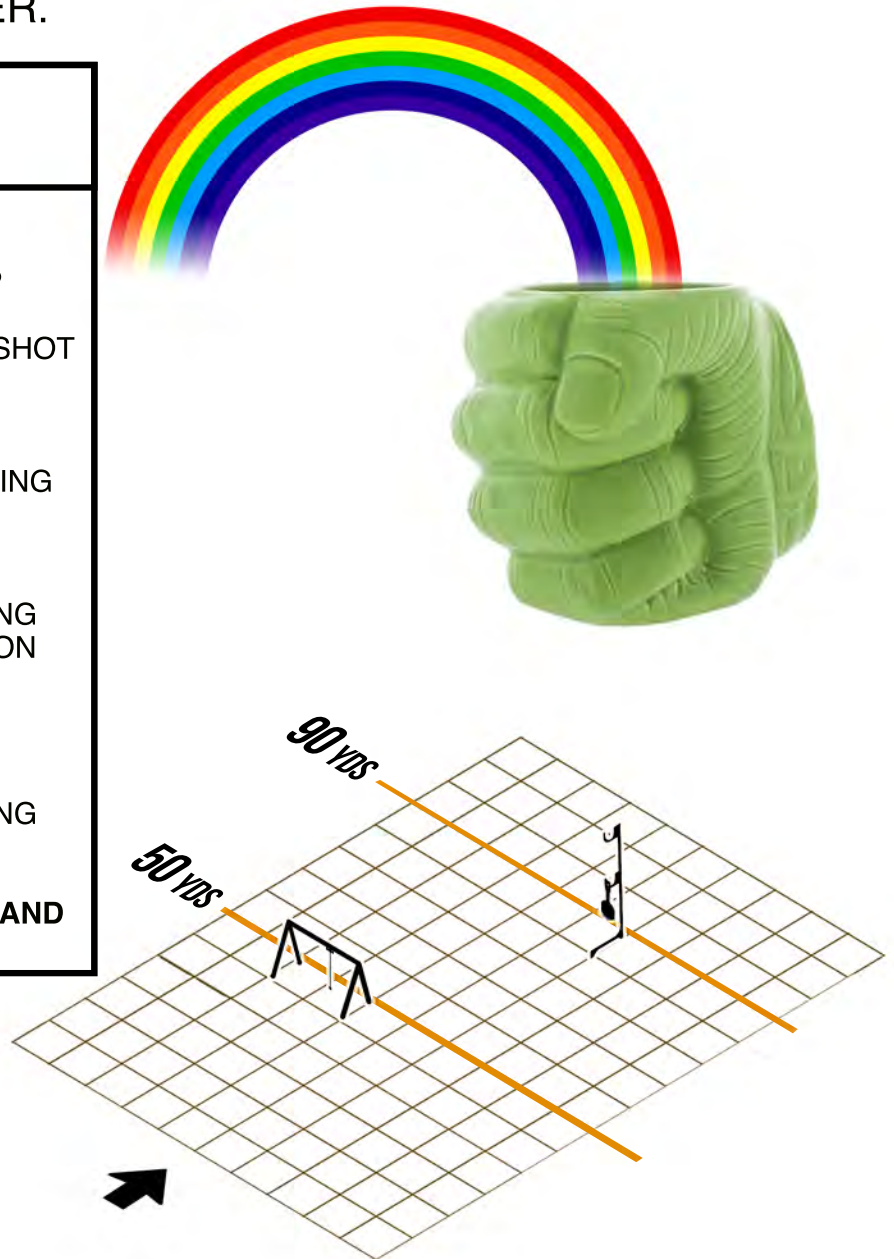
ON START SIGNAL, SHOOTER WILL DROP BEHIND THE RIFLE AND ENGAGE THE TARGETS AT 50 YDS AND 90 YDS WITH 1 SHOT EACH.

SHOOTER WILL THEN TRANSITION TO SUPPORT SIDE AND REPEAT THE SHOOTING ORDER.

SHOOTER WILL THEN TRANSITION TO STRONG SIDE AND REPEAT THE SHOOTING ORDER. SHOOTER WILL THEN TRANSITION TO SUPPORT SIDE AND REPEAT THE SHOOTING ORDER.

SHOOTER WILL THEN TRANSITION TO STRONG SIDE AND REPEAT THE SHOOTING ORDER.

SUPPORT SIDE MEANS SUPPORT EYE, HAND AND SHOULDER



STAGE POSITIONAL #1:

KISS THE BLARNEY STONE

TIME: 120 SEC

ROUND COUNT: 10

RANGES AND TARGETS: 60 YDS, 3" AND 4" ON A DOUBLE HANGER.
75 YDS, 5" ON A SINGLE HANGER.

POINTS: 10 POINTS PER HIT, TOTAL POINTS 100

EQUIPMENT: SLING ONLY.

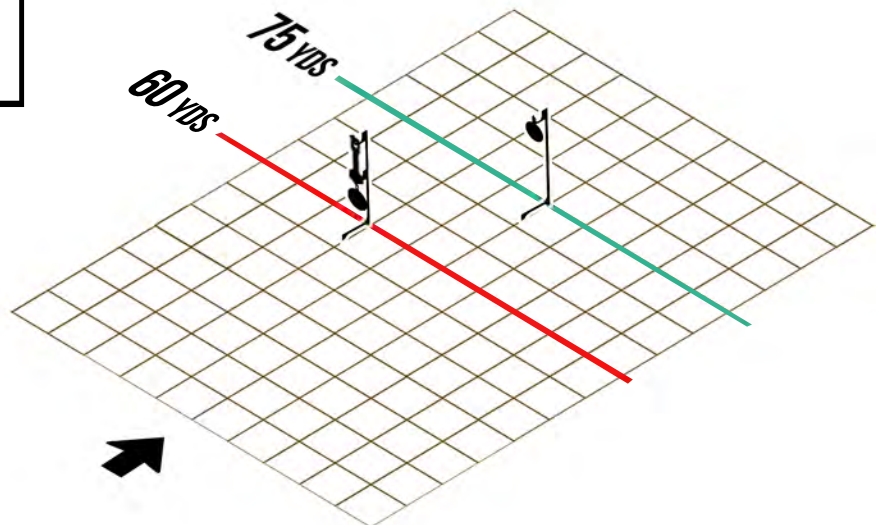
START POSITION: PORT ARMS, MAG IN, BOLT BACK.

DESCRIPTION:

ON START SIGNAL, SHOOTER WILL TAKE A KNEELING POSITION AND ENGAGE THE TARGETS IN THE FOLLOWING ORDER, 60 YDS 3", 4" AND THE 75 YDS 5".

TRANSITION TO SITTING AND REPEAT THE SHOOTING ORDER.

TRANSITION TO PRONE AND REPEAT THE SHOOTING ORDER ADDING A 2ND SHOT AT THE 75 YD TARGET.



SUPPLEMENTAL



FIG. 1: Standing Unsupported Position.



FIG. 2: Kneeling Unsupported Position.



FIG. 3: Seated Unsupported Position.



FIG. 4: Prone Unsupported Position