



JULY 2019 NRL 22 OFFICIAL COURSE OF FIRE

Happy Independence day from all of us at the NRL22. We hope that you enjoy our nation's birthday with some good friends, good BBQ and some good old fashion 22 shooting.....and Air Rifles too! That's right, we are welcoming our friends from the air gunning world into its own 5th class. Please welcome these new friends with open arms. Share equipment and just be the community that we know you are. Another thanks to Eagle Eye's Mike Millikan for this unique COF! Please see my suggestions below of the paper stage.

Range requirements: NRL22 standard target package, the tank trap, 2 gallon bucket, 5 gallon bucket and 3" NRL22 targets and target stands for paper targets.

Shooter equipment: Rifle must be chambered in 22 LR or be an air rifle of 30 caliber or less. Rifle's are encouraged to have a removable magazine. Scopes with adjustable windage, elevation and a reticle are recommended. Bipods and a rear bag approximately the same size as a volleyball or smaller are also recommended. A sling is a huge aide for positional stages and shooters would benefit greatly from a sling. Special note on equipment, this is a fantastic community. If you are short on equipment, let that be known. The good men and women in this community will fall all over themselves to help you out and lend you theirs.

Safety suggestions: Weed whacker plastic string works very well for Empty Chamber Indicators. Using ECI ensures a rifle is not loaded and especially useful for Ruger 10/22's. The stages' starting positions were deliberately set up for safety. Ensure RO's are very close to new shooters and kids, especially in the positional and barricade stages in case the 180 rule is broken or a transition is made without the action open or safety engaged.

Paper stage suggestions: We will have 2 shots on each stage on paper this month. I'm suggesting using the same paper target and moving it between stages. Have one of the NRL 22 paper targets present at stage briefing so that all shooters can see what it is before they get behind the rifle. Ensure the shooter number is written very large. Because the targets we provide have 2 targets on each one, I have been cutting the targets in half and spreading them out a bit. This seems to reduce crossfires, but they will happen. Only 2 shots count per target. If a shooter accidentally shoots another shooter's target, it benefits the shooter who was shooting at the correct target. However, an RO with a spotting scope ensuring a shooter's target is clean before they shoot will help minimize this. For scoring, the shot just needs to break the line to get the higher points. So if the 10 circle is just barely nipped, that shot is a 10.

Scoring submissions: Download the NRL22 Scores sheet from the downloads section on NRL22.org, fill out the results, and submit scores sheet to matches@nrl22.org, followed by payment for admin fee. Deadline for submissions is **August 7th, 2019**

Keep in mind that only NRL 22 members are eligible for prizes and while we have a 30 day grace period for membership, if the prizes are already distributed, it is the competitor's loss. The live Facebook show for prizes will happen on **August 14th, 2019**



JULY 2019 NRL 22 OFFICIAL COURSE OF FIRE

Here is the running list of likely Base class rifles and scopes MSRPs. If you notice models that fit in this list that are missing, please let your match director know. If you have questions about base class, please ask your match director. They are the ones who make the determination.

1. Likely Base class rifle MSRP list:

- o Ruger models: 10/22 \$309-899. Precision Rimfire \$529. American Rimfire \$359-579.

- o CZ 457 \$365-1144

- o Savage models: B22 \$286-445. A22 \$284-509. Mark 2 \$230-639.

2. Likely Base class scopes list:

- o Vortex Diamondback Tactical \$449.99-499.99

- o Athlon models: Midas Tac \$709-755. Helos BTR \$638-719. Talos BTR \$204-329.

- o SWFA models: SS 10x42 Tactical \$299.95 (6, 12, 16 and 20 are the same. SS 10-42M \$399.95. SS 3-15x42 \$699.99.

Happy 4th!

STAGE BARRICADE #1:

“BUT YOU AIN’T GOT NO LEGS LIEUTENANT DAN”

TIME: 120 SEC

ROUND COUNT: 10

RANGES AND TARGETS: 75 YARDS WITH 2, 2” STEEL TARGETS ON A DOUBLE HANGER AND 3” NRL22 PAPER TARGETS AT 40 YARDS.

POINTS: 10 POINTS PER STEEL TARGET HIT, 1, 2, 4, 6, 8 OR 10 POINTS ON THE 3” NRL22 PAPER TARGET FOR 100 POINTS POSSIBLE

EQUIPMENT: 1 BAG THE SIZE OF A VOLLEY BALL OR SMALLER.

(FOR EXAMPLE A WIEBAD MINI FORTUNE COOKIE)

START POSITION: STANDING BEHIND THE TANK TRAP RIFLE AT PORT ARMS, MAGAZINE IN AND BOLT BACK.

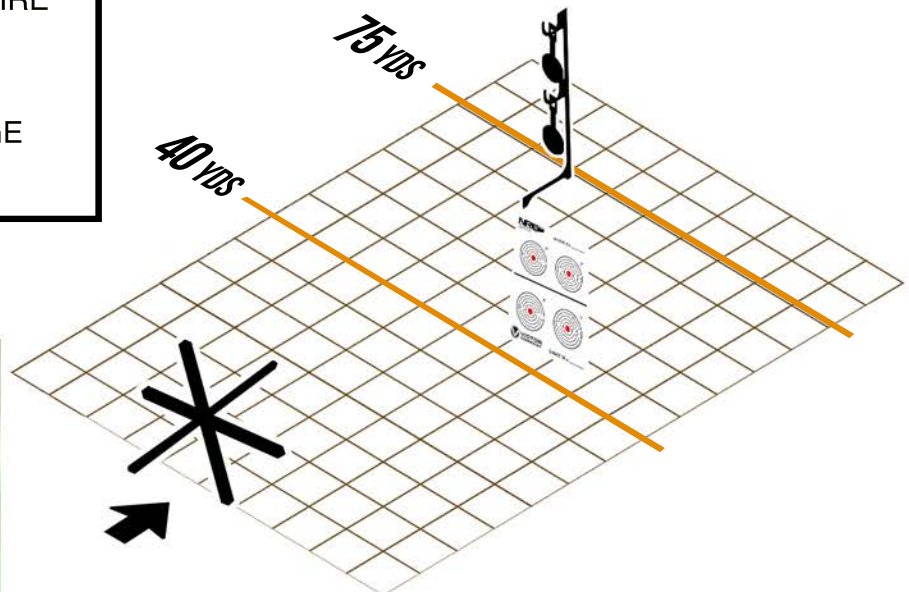
DESCRIPTION: UPON THE START SIGNAL, SHOOTER WILL TAKE A POSITION ON THE BOTTOM LEFT LEG OF THE TANK TRAP AND ENGAGE EACH OF THE 75 YARD TARGETS WITH 1 ROUND.

THEN ENGAGE THE LEFT 3” PAPER TARGET AT 40 YARDS WITH 1 ROUND.

REPEAT THIS FOR THE RIGHT LEG BUT FIRE AT THE RIGHT PAPER TARGET.

THEN THE SHOOTER WILL MOVE TO THE CENTER OF THE TANK TRAP AND ENGAGE EACH 2” TARGET AT 75 YARDS WITH 2 ROUNDS EACH.

NOTE: POSITION THE TANK TRAP SO THAT THE LEFT AND RIGHT LEGS ARE ABLE TO BE UTILIZED. SHOOTER MAY NOT REST HIS OR HER BAG OR BIPOD ON THE GROUND. THE RIFLE MUST BE SUPPORTED BY THE LEG OF THE TANK TRAP.



STAGE BARRICADE #2: “BUCKET LIST”

TIME: 120 SEC

ROUND COUNT: 10

RANGES AND TARGETS: 100 YARDS WITH 4” STEEL TARGET ON A SINGLE HANGER, 50 YARDS WITH 1.5” STEEL TARGET ON A DOUBLE HANGER AND 3” NRL22 PAPER TARGETS AT 40 YARDS.

POINTS: 10 POINTS PER STEEL TARGET HIT, 1, 2, 4, 6, 8 OR 10 POINTS ON THE 3” NRL22 PAPER TARGET FOR 100 POINTS POSSIBLE

EQUIPMENT: 1 BAG THE SIZE OF A VOLLEY BALL OR SMALLER.
(FOR EXAMPLE A WIEBAD MINI FORTUNE COOKIE)

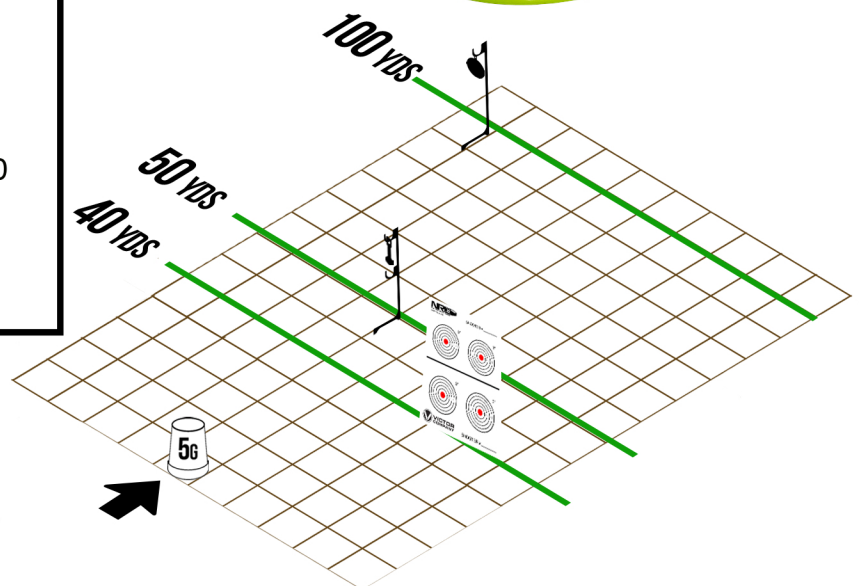
START POSITION: RIFLE RESTING ON THE 2 GALLON BUCKET, MAGAZINE IN AND BOLT BACK.

DESCRIPTION: UPON THE START SIGNAL, SHOOTER WILL ENGAGE THE LEFT PAPER TARGET AT 40 YARDS WITH ONE SHOT.

THEN ENGAGE THE 1.5” TARGET AT 50 YARDS WITH 2 SHOTS,

THEN THE 4” TARGET AT 100 YARDS WITH 2 SHOTS.

THEN THE SHOOTER WILL RETRIEVE THE 5 GALLON BUCKET FROM APPROXIMATELY 10 YARDS AWAY AND REPEAT THE PROCESS WHILE FIRING ON THE RIGHT PAPER.





SCORE: _____

STAGE PRONE #1:

“UNITED STATES OF AMERICA, BACK TO BACK WORLD WAR CHAMPS!”

TIME: 120 SEC ROUND COUNT: 10

RANGES AND TARGETS: 1”, .75”, .5”, .25” ON THE KYL RACK AT 25 YARDS
AND 3” NRL22 PAPER TARGETS AT 40 YARDS.

POINTS: 10 POINTS PER STEEL TARGET HIT, 1, 2, 4, 6, 8 OR 10 POINTS ON
THE 3” NRL22 PAPER TARGET FOR 100 POINTS POSSIBLE

EQUIPMENT: 1 BAG THE SIZE OF A VOLLEY BALL OR SMALLER.
(FOR EXAMPLE A WIEBAD MINI FORTUNE COOKIE)

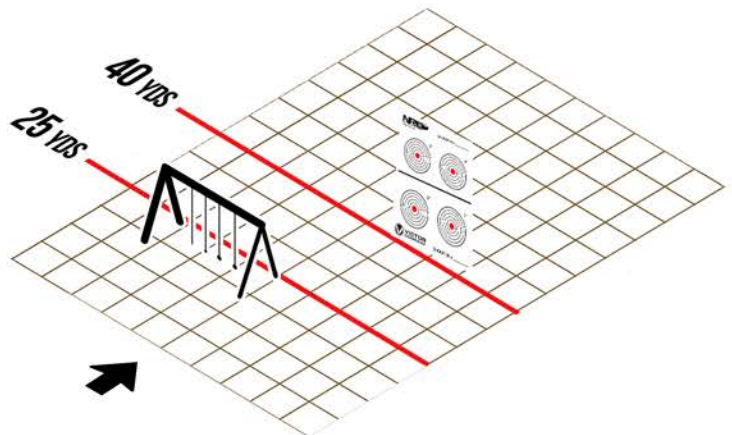
START POSITION: PRONE, MAGAZINE IN AND
BOLT BACK.

DESCRIPTION: UPON THE START SIGNAL,
SHOOTER WILL ENGAGE THE KYL RACK FROM
LARGE TO SMALL HIT OR MISS,

THEN THE LEFT PAPER TARGET AT 40 YARDS.
WITH ONE SHOT.

THEN THE SHOOTER WILL ENGAGE THE KYL
RACK FROM SMALL TO LARGE, MUST HIT TO
MOVE ON.

THE SHOOTER MAY SAVE THE LAST ROUND
TO ENGAGE THE RIGHT PAPER TARGET AT 40
YARDS.



STAGE PRONE #2:

“HERE’S TO CELEBRATING 243 YEARS OF FREEDOM!”

TIME: 120 SEC

RANGES AND TARGETS: 100 YARDS WITH A 3” TARGET ON A SINGLE HANGER, 90 YARDS WITH A 3” TARGET ON A SINGLE HANGER, 75 YARDS WITH A 2.5” TARGET ON A DOUBLE HANGER, 50 YARDS WITH A 1” TARGET ON A DOUBLE HANGER AND 3” NRL22 PAPER TARGETS AT 40 YARDS..

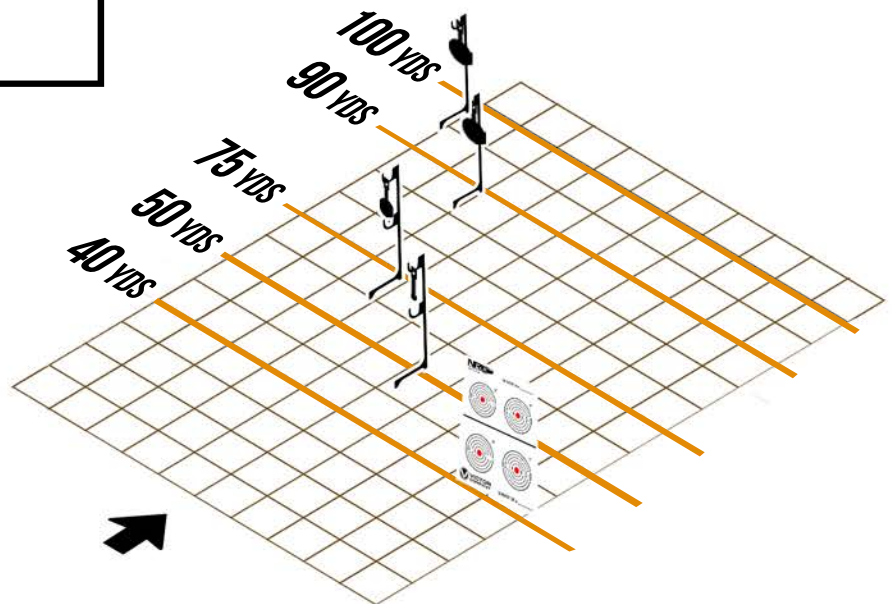
POINTS: 10 POINTS PER STEEL TARGET HIT, 1, 2, 4, 6, 8 OR 10 POINTS ON THE 3” NRL22 PAPER TARGET FOR 100 POINTS POSSIBLE

START POSITION: PRONE, MAGAZINE IN AND BOLT BACK.

DESCRIPTION: UPON THE START SIGNAL, SHOOTER WILL ENGAGE EACH STEEL TARGET FROM FAR TO NEAR WITH 1 ROUND.

THEN ENGAGE THE LEFT AND RIGHT PAPER TARGET AT 40 YARDS WITH 1 ROUND EACH.

THEN ENGAGE THE STEEL TARGETS FROM NEAR TO FAR.



STAGE POSITIONAL #1:

"KNEELING IS FOR SHOOTING NRL22, NOT FOR OUR FLAG.

SITTING IS FOR WATCHING FIREWORKS AND NRL22!"

TIME: 120 SEC

ROUND COUNT: 10

**RANGES AND TARGETS: 60 YARDS WITH A 5" TARGET ON A SINGLE
HANGER AND 3" NRL22 PAPER TARGETS AT 40
YARDS**

**POINTS: 10 POINTS PER STEEL TARGET HIT, 1, 2, 4, 6, 8 OR 10 POINTS ON
THE 3" NRL22 PAPER TARGET FOR 100 POINTS POSSIBLE**

EQUIPMENT: SLING ONLY.

START POSITION: KNEELING UNSUPPORTED,
MAGAZINE IN AND BOLT BACK.

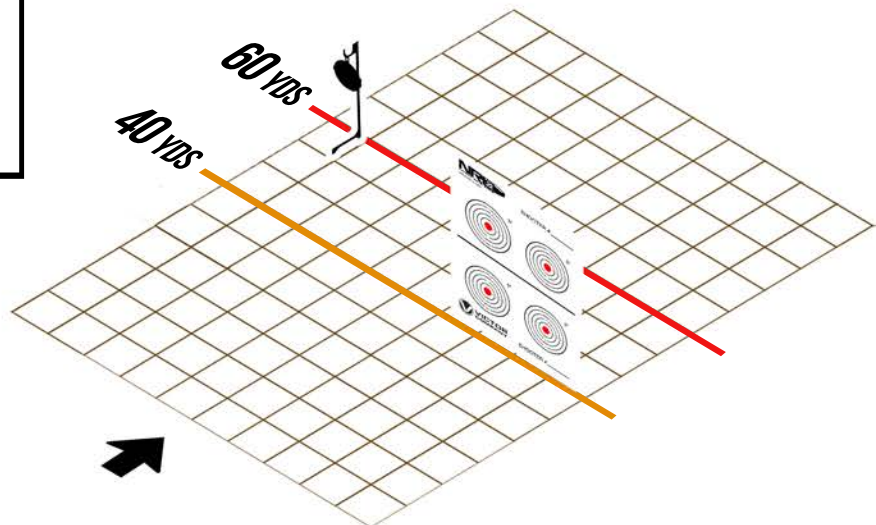
DESCRIPTION:

UPON THE START SIGNAL, SHOOTER WILL
ENGAGE 5" TARGET WITH 4 ROUNDS FROM
THE KNEELING UNSUPPORTED POSITION,

THEN THE LEFT PAPER TARGET AT 40 YARDS.

THEN THE SHOOTER WILL ENGAGE 5" TARGET
WITH 4 ROUNDS FROM THE SEATED
UNSUPPORTED POSITION,

THEN THE RIGHT PAPER TARGET AT 40
YARDS.



SUPPLEMENTAL



FIG. 1: Standing Unsupported Position.



FIG. 2: Kneeling Unsupported Position.



FIG. 3: Seated Unsupported Position.