



## September 2021 NRL22 Official Course Of Fire

This September marks the 20-year remembrance of our country's worst day in modern history. None of our Young Guns and a lot of our younger adult competitors don't remember what it felt like on that day or the images and videos that were live on TV. So, when you run your match, please have a moment of silence for the 412 emergency workers that lost their lives that day who ran towards danger to save the lives of their citizens. Also, thank you to all the men and women that continue to support and defend our country.

As a small token of our appreciation for these emergency workers, should you have any attend your September COF match (LEO, Firefighters, Emergency Medical Technicians, 911 dispatchers, etc.) please highlight their names on your score's submission, so we may include them in a special recognition announcement and enter their name into the Sept COF monthly prize drawing.

**PractiScore Template:** Here is the link for the PractiScore template for this month's COF. This template has all the stages already built for you if you don't want to create them yourself. All you need to do is follow the instructions to the letter otherwise you risk your match results being overwritten. [PractiScore Template](#)

**DFAT Range Card:** The DST Precision DFAT allows you to use the rifle and optic to dryfire practice in a very small area such as your garage, living room, or even bedroom. With this adapter most scopes focus in the 11-15 feet range. You can find this month's COF range card here. [DFAT Range Practice Range Card](#)

**Option 2:** If an MD chooses to select option 2 for any stage, then he/she is responsible for acquiring the needed targets and hangers. The target sizes and distances for option 2 are set and must be adhere to, this ensures that a MD doesn't have an advantage over other shooters. The only exception to this is if a MD doesn't have the needed distance to accommodate a stage for option 2 then they may change the distance and target size but match it as close as possible to the COF. If a change as such is made, then the MD needs to make it public to their shooting club prior to the match. Additionally, option 1 and option 2 are not to mix within a stage. The MD either chooses option 1 or option 2 for the entire stage.

**COF Designer:** Dominic Thompson, shooter, Match Director, and NRL22 Executive Staff from NRL22-Fort Campbell out of Fort Campbell, KY. Thanks, Dominic for writing a challenging COF.

**Range requirements:** This month's COF will require a sawhorse, ladder, tank trap with a rope, rooftop, stopwatch that can time down to a tenth of a second, and the 2020/2021 NRL22 standard target package. Left over targets: 1x 1", 2x 2", 2x 2.5", 1x 3"-6".

**Safety suggestions:** Weed whacker plastic string works very well for Empty Chamber Indicators (ECI). Using ECI ensures a rifle is not loaded and especially useful for semi-auto rifles. Mag block flags are acceptable for an ECI; however, the RO needs to ensure that the chamber is clear. The stages' starting positions were deliberately set up for safety. Ensure RO's are very close to new shooters and kids, especially in case the 180 rule is broken or a transition is made without the action open or safety engaged.

**Scoring submissions:** Download the NRL22 Scores sheet from the downloads section on [NRL22.org/downloads](http://NRL22.org/downloads), fill out the results, and submit scores through the [NRL22.org](http://NRL22.org) by clicking [here](#), followed by payment for the match admin fee. Deadline for submissions is **October 6th, 2021**. Keep in mind that only NRL22 members are eligible for prizes and while we have a 30-day grace period for membership, if the prizes are already distributed, it is the competitor's loss. The live Facebook show for prizes will happen on **October 13th, 2021**.

## September 2021 NRL22 Official Course Of Fire

Here is the running list of approved out-of-production rifles that will remain in base class. These rifles must be in their original factory configuration to be eligible for base class. The only modifications to those rifles are the ones listed in the NRL22 Rules Section 5. B. The burden of providing solid evidence for inclusion into base class rests squarely on the shooter, and the MD makes the final call on which class the shooter's rifle gets classified in.

- CZ 452 (all models)
- CZ 455 (all models)
- Savage (all models, except Savage Anschutz)
- Ruger (all models)
- Marlin/Glenfield
- Mossberg (all models)
  - Levermatic
  - Model 20
  - Model 60 (aka Glenfield 60) & historical variants
  - Model 65 (aka Glenfield 65) & historical variants
  - Model 780
  - Model 39A (variants & predecessors)
- Winchester
  - Model 69 & variants
  - Model 131 & 141 (including SR variants)
- Cooney
  - 60
  - 64 (predecessor to Savage 64)
  
- Example #1: The CZ 452 American had an MSRP of \$409.00 in 2007. Inflation adjustment puts that MSRP at \$618.65 in 2021. This is clearly in line with many other “base class” rifles including several versions of the CZ 457.
- Example #2: The CZ 455 Varmint Precision Trainer had an MSRP of \$967 in 2018. Inflation adjustment puts that MSRP at \$1056.67 in 2021. Unless the competitor is electing to shoot with iron sights, it would be practically impossible for this model to stay under the applicable \$\$\$ threshold.
- Example #3. The Winchester Model 52 Sporter had an MSRP of just \$88.50 in 1934. However, 87 years of compound inflation really adds up. Inflation adjustment puts that MSRP at \$1158.20 in 2021. The Model 52 will be a ton of fun to shoot, ...in Open class.

Inflation/compound interest calculator can be found at <https://www.investor.gov/financial-tools-calculators/calculators/compound-interest-calculator>

Use a fixed 3.0% rate, nothing for variance range, compound annually

# Lest We Forget The Fallen

Time: 120 Sec

Round Count: 12

**Ranges and Targets:**

- Option 1 – 42 yds: 1" on a single hanger
- 93 yds: 3" on a single hanger
- Option 2 – 84 yds: 2" on a single hanger
- 186 yds: 6" on a single hanger

**Points:** 10 points per impact, 120 points possible

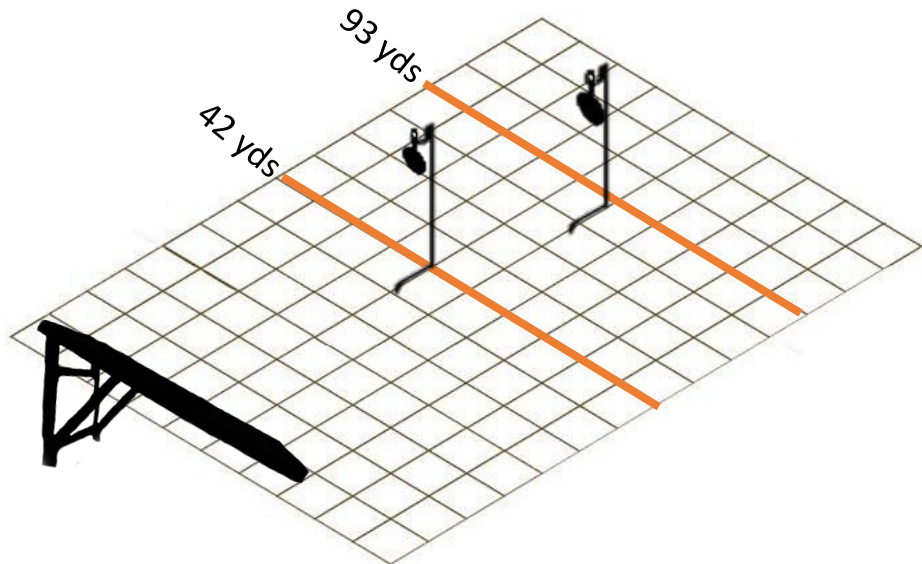
**Start Position:** Standing, rifle and all gear in hand, mag in, action open

**Description:** On the start signal, the shooter will ascend the reverse rooftop and engage each target with 3 shots from near then far alternating between each target i.e., near, far, near, far.

The shooter's entire body and equipment must be on the rooftop.

**Note:** The rooftop is facing reverse with the pitch facing down range.

**OG/Adaptive Recommendation:** No change



# Remember Ladder 4

Time: 120 Sec

Round Count: 10

**Ranges and Targets:**

- Option 1 – 63 yds: 1.5" on a double hanger  
100 yds: 3" on a double hanger
- Option 2 – 126 yds: 3" on a double hanger  
200 yds: 6" on a double hanger

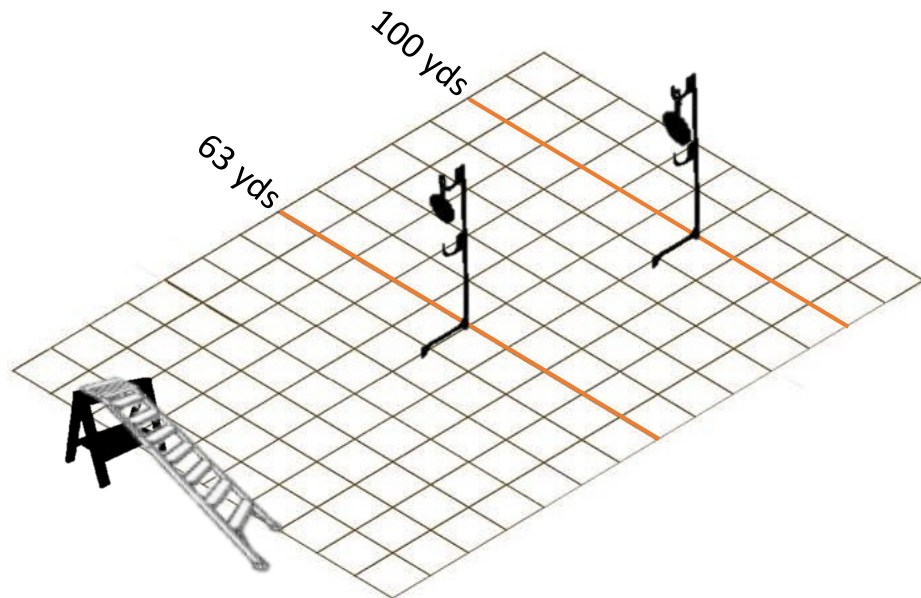
**Points:** 10 points per impact, 100 points possible

**Start Position:** Standing, rifle and all gear in hand, mag in, action open

**Description:** On the start signal, the shooter will engage each target with 1 shot, far then near, from 5 different ladder rung locations.

**Note:** The ladder will be collapsed laying flat with the top portion supported by the sawhorse as pictured.

**OG/Adaptive Recommendation:** Shot from a bench but support side only, or starts in position, or the ladder can be position to a height where the shooter doesn't have to kneel.



# Rebuilding Ground Zero

Time: 120 Sec

Round Count: 10

**Ranges and Targets:** Option 1 – 79 yds: 2” on a single hanger  
Option 2 – 158 yds: 4” on a single hanger

**Points:** 10 pts per impact plus 0.1 bonus points per second remaining, i.e. if 8.7 sec remain the shooter will earn 0.87 points. **For the PractiScore NRL22 template enter the total time elapsed in seconds.**

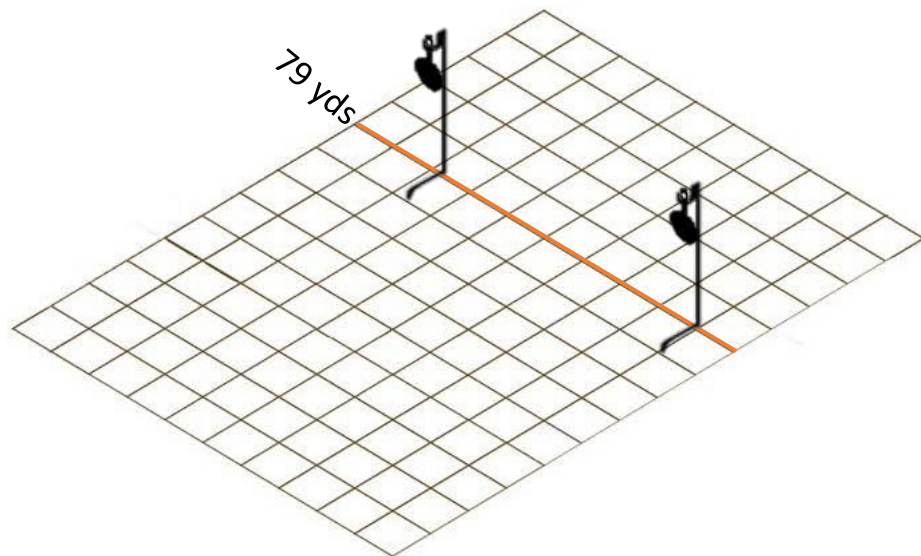
**Start Position:** Standing, rifle and all gear in hand, mag in, action open

**Description:** On the start signal, the shooter will take a prone supported position and engage each target with 1 shot starting with the left target and alternating between each target i.e. left, right, left, right, etc.

The shooter will yell “Done” after firing the last shot to earn bonus points.

**Note:** The targets must be at least 5 yards apart.

**OG/Adaptive Recommendation:** Starting in position with mag out. Engagement of targets is the same.



# Patriot's Day celebration

Time: 120 Sec

Round Count: 12

**Ranges and Targets:**

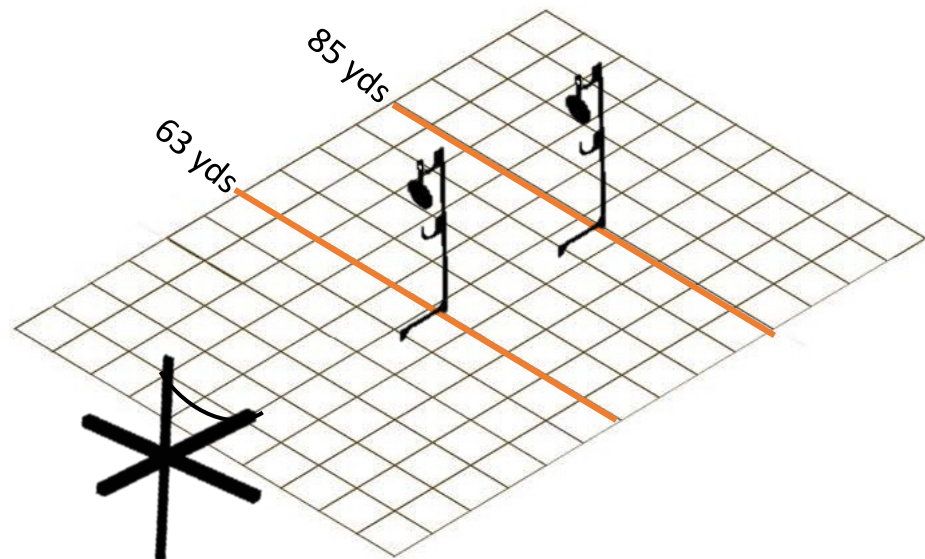
- Option 1 – 63 yds: 1.5" on a double hanger
- 85 yds: 2.5" on a double hanger
- Option 2 – 126 yds: 3" on a double hanger
- 190 yds: 5" on a double hanger

**Points:** 10 points per impact, 120 points possible

**Start Position:** Standing, rifle and all gear in hand, mag in, action open

**OG/Adaptive Recommendation:** No change

**Description:** On the start signal, the shooter will engage the near target with 3 shots from each tank trap tip. The shooter will then engage the furthest target from the rope with 3 shots.



# Stay United For Flight 93

Time: 120 Sec

Round Count: 10

- Option 1 – 48 yds: Full KYL (1", 0.75", 0.5", 0.25")  
93 yds: 1.5" on a double hanger
- Option 2 – 96 yds: "KYL rack" w/ 2", 1.5", 1", 0.5"  
186 yds: 3" on a double hanger

## Ranges and Targets:

**Points:** 10 points per impact, 100 points possible

**Start Position:** Standing, rifle and all gear in hand, mag in, action open

**Description:** On the start signal, the shooter will take a prone supported position and engage the KYL starting with the largest target and alternate with the far target then back to the KYL i.e. KYL 1", Far, 0.75", Far, etc.

If the shooter does not miss, then he/she will engage the last 2 shots with 1 shot on the smallest KYL target and then 1 shot on the far target.

**The near KYL is hit or miss move on  
The far target is a hit to advance.**

**OG/Adaptive Recommendation:** Starting in position with mag out. Engagement of targets is the same.

