



# July 2023 NRL22 Official Course of Fire

**Announcement:** The NRL22 is excited to announce Savage as the 2024 SEASON TITLE SPONSOR! Savage has been a strong supporter of NRL22 with its excellent product line and community involvement; we're honored to have them as the Season Title Sponsor.

Please join us in welcoming Savage as this community's new Title Sponsor!

**PractiScore Template:** Here is the link for the PractiScore template for this month's COF. This template has all the stages already built for you if you don't want to create them yourself. All you need to do is follow the instructions to the letter otherwise you risk your match results being overwritten. [PractiScore Template](#)

**DFAT Range Card:** The DST Precision DFAT allows you to use the rifle and optic to dryfire practice in a very small area such as your garage, living room, or even bedroom. With this adapter most scopes focus in the 11-15 feet range. You can find this month's COF range card here. [DFAT Range Practice Range Card](#)

**COF Designer:** Thank you to Todd McBee from Regulators Rimfire out of Boaz, KY. Todd is a Match Director and competes regularly in NRL22 and NRL22X. Thank you Todd for this awesome COF.

If you have questions about the COF please email Dominic at [Dom@NRL22.org](mailto:Dom@NRL22.org)

**Range requirements:** This month's COF will require a ladder, chair, 55-gal barrel, tripod, NRL22 pyramid, 3x tires, saw horse, a stopwatch that can time down to a tenth of a second, and the NRL22 standard target package. Left over targets: 1x 3", 4", 5", 6"

**Scoring submissions:** In accordance with the 2024 NRL22 rules, Match Directors are required to submit scores within 7 days of their match concluding. You can submit your NRL22 (5 stages only) scores through the NRL22 website using the Practiscore URL. If you don't have that ability then download the NRL22 Scores sheet from the downloads section on [NRL22.org/downloads](http://NRL22.org/downloads), fill out the results, and submit scores through the [NRL22.org](http://NRL22.org), followed by payment for the match admin fee. Keep in mind that only NRL22 members are eligible for prizes and while we have a 7-day grace period for membership, if the prizes are already distributed, it is the competitor's loss.

**Live Stream:** The live show for prizes will happen on **August 9th, 2023**. If you have questions, ask them during the live show and we will answer them for you.

## Terms of Use

The use of this course of fire is restricted to personal/individual use; however, the use of this course of fire in a match setting must be operated within the NRL22 rules and is restricted to current NRL22 clubs. The monthly course of fire is a proprietary product of the NRL22. Furthermore, the scores of every competitor at that match must be submitted to the NRL22 regardless of the competitor's membership status. Every competitor is given a 7-day grace period to become a member and claim their score.

# July 2023 NRL22 Official Course of Fire

Here is the running list of approved out-of-production rifles that will remain in base division. These rifles must be in their original factory configuration to be eligible for base division. The only modifications to those rifles are the ones listed in the NRL22 Rules Section 5. B. The burden of providing solid evidence for inclusion into base division rests squarely on the shooter, and the MD makes the final call on which division the shooter's rifle gets classified in. If there are out-of-production rifles that are not on this list, please email Dom at [Dom@NRL22.org](mailto:Dom@NRL22.org) with the manufacturer, model number, and MSRP (not MAP) with a website where it was to be considered for inclusion.

- CZ 452 (all models)
- CZ 455 (all models)
- Savage (all models, except Savage Anschutz)
- Ruger (all models)
- Marlin/Glenfield
  - Levermatic
  - Model(s) 780, 880, 980
  - XT-22
- Mossberg (all models)
- Winchester
  - Model 69 & variants
  - Model 131 & 141 (including SR variants)
- Cooney
  - 64 (predecessor to Savage 64)
  
- Example #1: The CZ 452 American had an MSRP of \$409.00 in 2007. Inflation adjustment puts that MSRP at \$614.52 in 2023. This is clearly in line with many other "base division" rifles including several versions of the CZ 457.
- Example #2: The CZ 455 Varmint Precision Trainer had an MSRP of \$967 in 2018. Inflation adjustment puts that MSRP at \$1,186.49 in 2023. Unless the competitor is electing to shoot with iron sights, it would be practically impossible for this model to stay under the applicable \$\$\$ threshold.
- Example #3. The Winchester Model 52 Sporter had an MSRP of just \$88.50 in 1934. However, 90 years of compound inflation really adds up. Inflation adjustment puts that MSRP at \$2,039.03 in 2023. The Model 52 will be a ton of fun to shoot, ...in Open division.

Inflation/compound interest calculator can be found at [here](#)

### Terms of Use

The use of this course of fire is restricted to personal/individual use; however, the use of this course of fire in a match setting must be operated within the NRL22 rules and is restricted to current NRL22 clubs. The monthly course of fire is a proprietary product of the NRL22. Furthermore, the scores of every competitor at that match must be submitted to the NRL22 regardless of the competitor's membership status. Every competitor is given a 7-day grace period to become a member and claim their score.

# Too Cool For British Rule

Time: 120 Sec

Round Count: 10

## Ranges and Targets:

Option 1 – 65 yds: 1" & 2" on a double hanger  
100 yds: 2" & 3" on a double hanger

Option 2 – Same targets and distance.

**Stressor: 90 second par time**

**Restrictions:** None

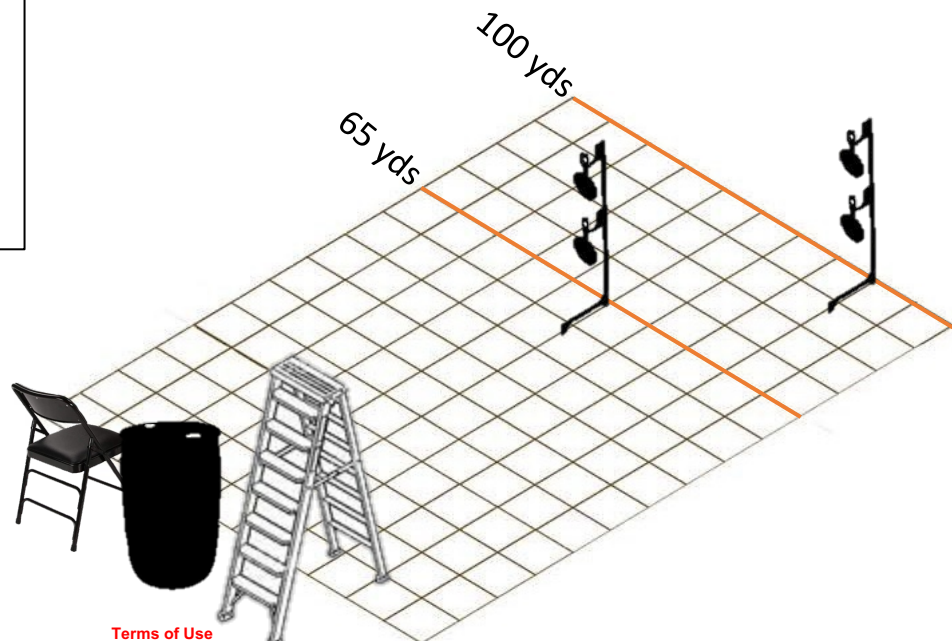
**Points:** 10 points per impact, 100 points possible

**Start Position:** Standing, rifle and all gear in hand, mag in, action open

**Description:** On the start signal, engage targets with 1 shot each from large to small in the following manner and order:

Highest reachable rung – Near targets  
55-gal Barrel – Far targets  
Chair Seat – Near targets  
Chair Back – Far targets  
Lowest Rung – Near targets

**Adaptive Recommendation:** Engage near targets from ladder and far targets from the barrel. Repeat this process till out of time or 10 shots have been fired.



**Terms of Use**

# Grillin' Like A Villain

Time: 120 Sec

Round Count: 10

Option 1 – 75 yds: 1.5" on a single hanger  
95 yds: 2" on a single hanger (Right)  
95 yds: 2.5" on a single hanger (Left)

## Ranges and Targets:

Option 2 – Same targets and distance

**Stressor: 90 second par time w/ a mag change required after the 5<sup>th</sup> shot but before the 10<sup>th</sup>. If a mag change is not conducted before time expires then any impacts after the 5<sup>th</sup> shot will not be scored.**

**Restrictions:** Tripod set to a fixed 42" height. May adjust for short Young Guns.

**Points:** 10 points per impact, 100 points possible

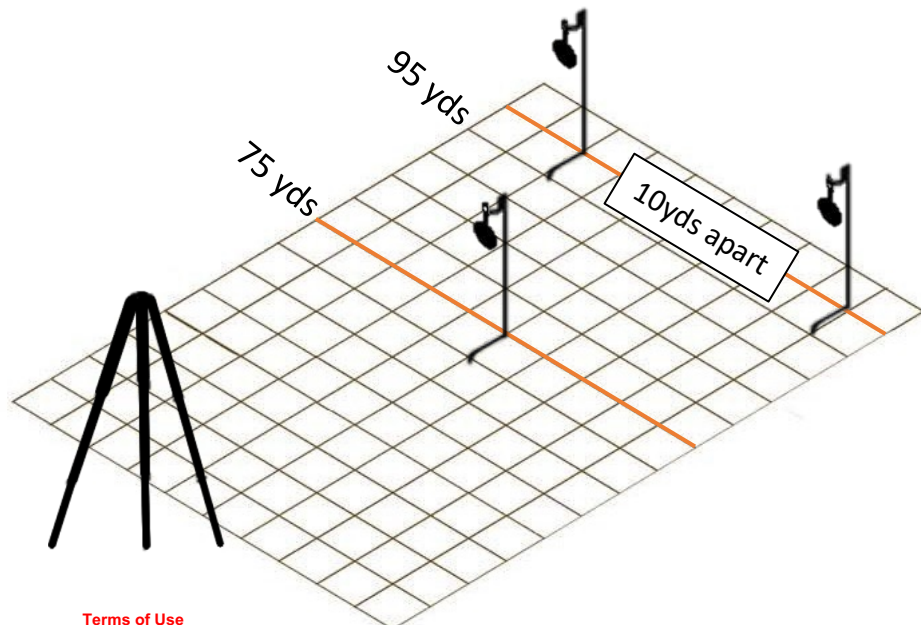
**Start Position:** Standing, rifle and all gear in hand, mag in, action open

**Description:** On the start signal, take a position on top of the tripod bowl/head and engage each target with 2 shots in the following order:

- Far left
- Far Right
- Near
- Far left
- Far right

Note: Rifles will not be locked in with an arca clamp or cradle of any kind. A bag can be used atop of the tripod.

**Adaptive Recommendation:** Same starting position and target engagement. May use a stool .



### Terms of Use

# The Boston Flee Party

Time: 120 Sec

Round Count: 12

Option 1 – 75 yds: 1.5" & 2.5" on a double hanger

## Ranges and Targets:

Option 2 – 113 yds: 3" & 5"

**Restrictions:** None

**Points:** 10 pts per impact plus 0.1 bonus points per second remaining.

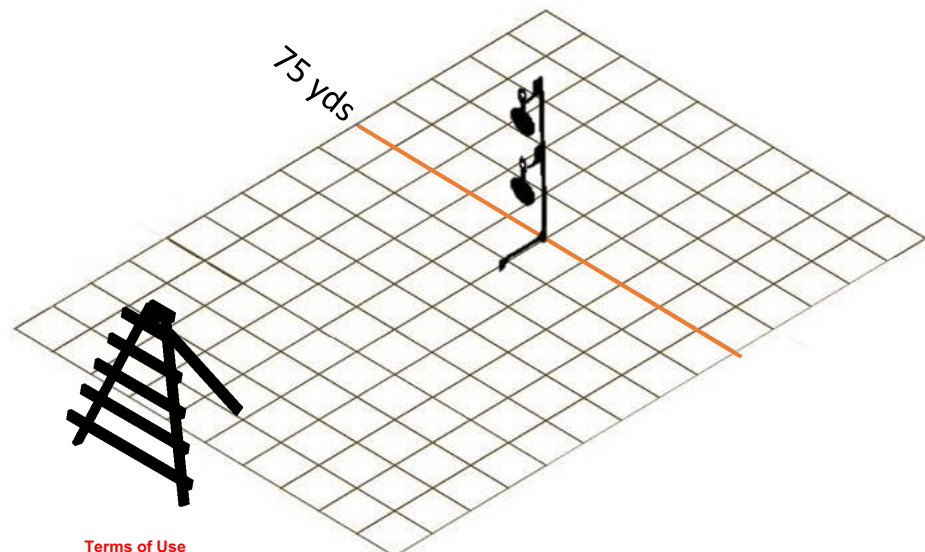
**For the PractiScore NRL22 template, enter the total time elapsed in seconds.**

**Start Position:** Standing, rifle and all gear in hand, mag in, action open

**Description:** On the start signal, take a position on the prop and engage the targets with 2 shots each, large then small, from the following positions:

- Seated (buttocks on the ground)
- Standing
- Kneeling

**Adaptive Recommendation:** Same COF but positions will be seated on a stool, standing, and back to seated on a stool.



### Terms of Use



# Sun's Out, Guns Out

Time: 120 Sec

Round Count: 12

Option 1 – 35 yds: 1", ¾", ½", ¼" on a KYL rack  
60 yds: 1.5" on a double hanger  
90 yds: 2.5" on a single hanger

## Ranges and Targets:

Option 2 – Same targets and distance.

**Stressor: 90 sec par time**

**Restrictions:** No dialing allowed. Only magnification and parallax can be adjusted.

**Points:** 10 points per impact, 120 points possible

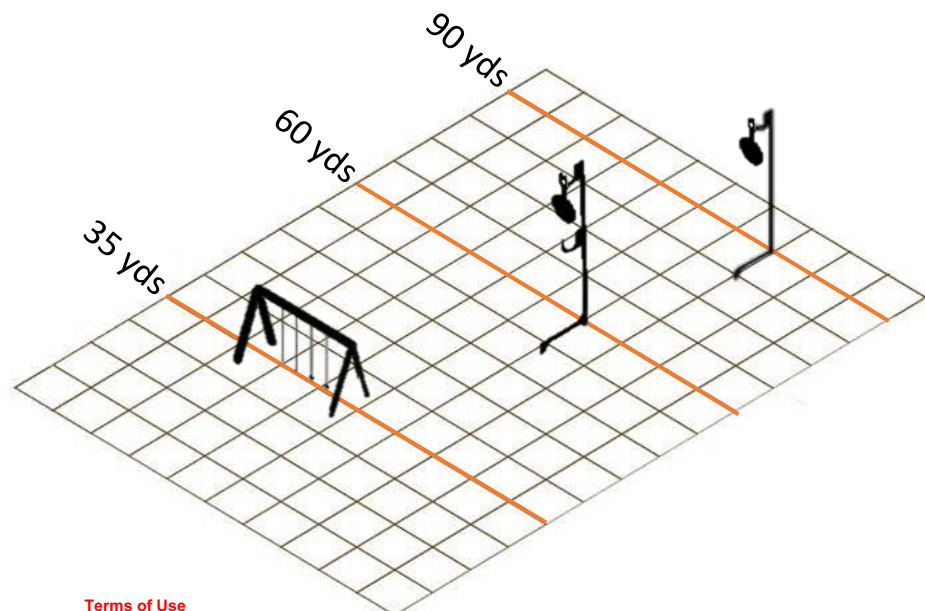
**Start Position:** Standing, rifle and all gear in hand, mag in, action open

**Description:** On the start signal, assume a prone supported position and engage the targets with 1 shot each in the following order:

- Middle, Far, 1"
- Middle, Far, ¾"
- Middle, Far, ½"
- Middle, Far, ¼"

All shots are hit or miss, move on.

**Adaptive Recommendation:** In position with magazine out and off glass.



### Terms of Use

# Party Like It's 1776

Time: 120 Sec

Round Count: 10

Option 1 – 55 yds: 1" on a double hanger  
95 yds: 3" on a double hanger

## Ranges and Targets:

Option 2 – 89 yds: 2"  
155 yds: 6"

**Restrictions:** None

**Points:** 10 points per impact, 100 points possible

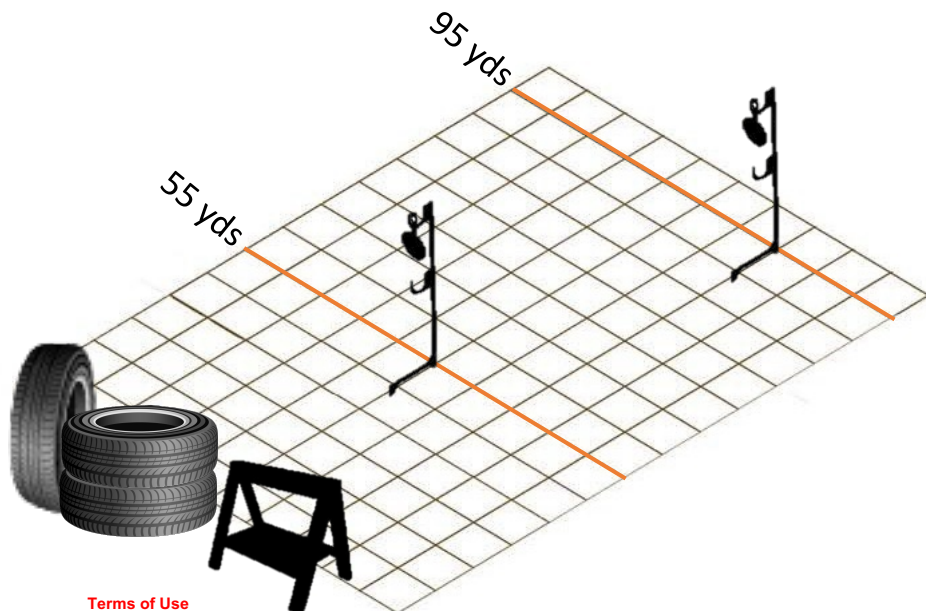
**Start Position:** Standing, rifle and all gear in hand, mag in, action open

**Description:** On the start signal, engage the targets with 2 shots each in the following order and manner:

- Vertical tire – Near
- Tire stack – Far
- Top of the sawhorse – Near
- Tire stack – Far
- Vertical tire – Near

Note: Vertical tire will be pointing down range with the openings to the left/right. The tire will be either tied down or wedged between two cinder blocks to prevent it from rolling.

**Adaptive Recommendation:** May use stools behind each prop and movement will be decreased to 3 positions. Vertical tire, 2 shots near, 2 shots far. Then the tire stack, 2 shots near, 2 shots far. Then the Sawhorse, 2 shots near.



**Terms of Use**