



# February 2024 NRL22 Official Course of Fire

**PractiScore Template:** Here is the link for the PractiScore template for this month's COF. This template has all the stages already built for you if you don't want to create them yourself. All you need to do is follow the instructions to the letter otherwise you risk your match results being overwritten. [PractiScore Template](#)

**DFAT Range Card:** The DST Precision DFAT allows you to use the rifle and optic to dryfire practice in a very small area such as your garage, living room, or even bedroom. With this adapter most scopes focus in the 11-15 feet range. You can find this month's COF range card here. [DFAT Range Practice Range Card](#)

**COF Designer:** This COF was designed by Mikey Miller. Mikey is a competitor out of New York. Thank you Mikey for designing this great COF for our community.

If you have questions about the COF please email Dominic at [Dom@NRL22.org](mailto:Dom@NRL22.org)

**Range requirements:** This month's COF will require a tripod, NRL22 Pyramid, 55-gal barrel, tank trap, chair, a stopwatch that can time down to a tenth of a second, and the NRL22 standard target package. Left over targets: 1x 1", 4", 5", 6"

**Scoring submissions:** In accordance with the 2024 NRL22 rules, Match Directors are required to submit scores within 7 days of their match concluding. You can submit your NRL22 (5 stages only) scores through the NRL22 website using the Practiscore URL. If you don't have that ability then download the NRL22 Scores sheet from the downloads section on [NRL22.org/downloads](http://NRL22.org/downloads), fill out the results, and submit scores through the [NRL22.org](http://NRL22.org), followed by payment for the match admin fee. Keep in mind that only NRL22 members are eligible for prizes and while we have a 7-day grace period for membership, if the prizes are already distributed, it is the competitor's loss.

**Live Stream:** The live show for prizes will happen on **March 13th, 2024**. If you have questions, ask them during the live show and we will answer them for you.

Here is the running list of approved out-of-production rifles that will remain in base division. These rifles must be in their original factory configuration to be eligible for base division. The only modifications to those rifles

### Terms of Use

The use of this course of fire is restricted to personal/individual use; however, the use of this course of fire in a match setting must be operated within the NRL22 rules and is restricted to current NRL22 clubs. The monthly course of fire is a proprietary product of the NRL22. Furthermore, the scores of every competitor at that match must be submitted to the NRL22 regardless of the competitor's membership status. Every competitor is given a 7-day grace period to become a member and claim their score.

# February 2024 NRL22 Official Course of Fire

are the ones listed in the NRL22 Rules Section 5. B. The burden of providing solid evidence for inclusion into base division rests squarely on the shooter, and the MD makes the final call on which division the shooter's rifle gets classified in. If there are out-of-production rifles that are not on this list, please email Dom at Dom@NRL22.org with the manufacturer, model number, and MSRP (not MAP) with a website where it was to be considered for inclusion.

- CZ 452 (all models)
- CZ 455 (all models)
- Savage (all models, except Savage Anschutz)
- Ruger (all models)
- Marlin/Glenfield
  - Levermatic
  - Model(s) 780, 880, 980
  - XT-22
- Mossberg (all models)
- Winchester
  - Model 69 & variants
  - Model 131 & 141 (including SR variants)
- Cooney
  - 64 (predecessor to Savage 64)
  
- Example #1: The CZ 452 American had an MSRP of \$409.00 in 2007. Inflation adjustment puts that MSRP at \$614.52 in 2023. This is clearly in line with many other "base division" rifles including several versions of the CZ 457.
- Example #2: The CZ 455 Varmint Precision Trainer had an MSRP of \$967 in 2018. Inflation adjustment puts that MSRP at \$1,186.49 in 2023. Unless the competitor is electing to shoot with iron sights, it would be practically impossible for this model to stay under the applicable \$\$\$ threshold.
- Example #3. The Winchester Model 52 Sporter had an MSRP of just \$88.50 in 1934. However, 90 years of compound inflation really adds up. Inflation adjustment puts that MSRP at \$2,039.03 in 2023. The Model 52 will be a ton of fun to shoot, ...in Open division.

Inflation/compound interest calculator can be found [here](#)

## Terms of Use

The use of this course of fire is restricted to personal/individual use; however, the use of this course of fire in a match setting must be operated within the NRL22 rules and is restricted to current NRL22 clubs. The monthly course of fire is a proprietary product of the NRL22. Furthermore, the scores of every competitor at that match must be submitted to the NRL22 regardless of the competitor's membership status. Every competitor is given a 7-day grace period to become a member and claim their score.

# 1. Cupid's Tripod

Time: 120 Sec

Round Count: 12

## Ranges and Targets:

- Option 1 – 60 yds: 1" on a single hanger
- 72 yds: 1.5" on a single hanger
- 88 yds: 2" on a single hanger
- 98 yds: 2.5" on a single hanger
- 100 yds: 3" on a double hanger

Target Size(s)	
MOA	MILS
1.6	0.5
2	0.6
2.2	0.6
2.4	0.7
2.9	0.8

Option 2 – Same targets and distance.

**Stressor: 105 second par time**

**Restrictions:** Magazine change is required after the 1<sup>st</sup> shot and before the last shot. If a mag change is not conducted, then the last 2 shots will not count regardless if they were impacts.

**Points:** 10 points per impact, 120 points possible

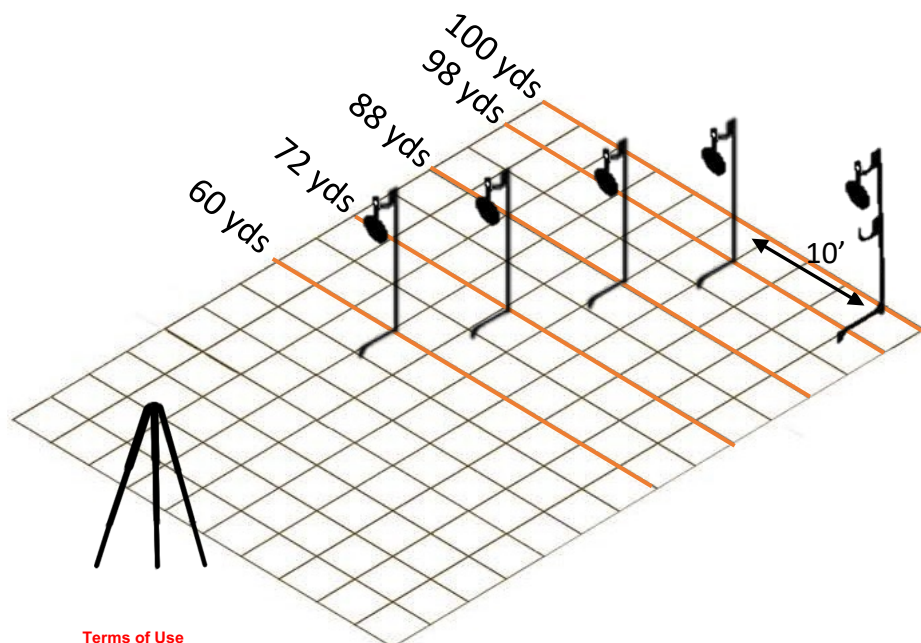
**Start Position:** Standing, rifle and all gear in hand, mag in, action open

**Description:** On start signal, engage the targets in the following order and manner:

- Top of the tripod – 2 shots @60yd target, 1 shot @100yd target.
- Prone – 2 shot@72yd target, 1 shot @100yd target
- Top of the tripod – 2 shots @ 88yd target, 1 shot @100yd target
- Prone – 2 shots @ 98yd target, 1 shot @100yd target

\*\*\* Tripod height will be one set height by the MD. The height will be between 42"- 48". Only exception to this is short Young Guns. \*\*\*

**Adaptive Recommendation:** The prone position can be shot off an elevated position such as a 55-gal barrel.



**Terms of Use**

# 2. Speed Dating

Time: 120 Sec

Round Count: 10

### Ranges and Targets:

Option 1 – 50 yds: ¼", ½", ¾", 1" on a KYL rack

Target Size(s)	
MOA	MILS
0.5	0.1
1	0.3
1.4	0.4
1.9	0.6

Option 2 – Same targets and distance.

**Stressor: 105 second par time**

**Restrictions:** None

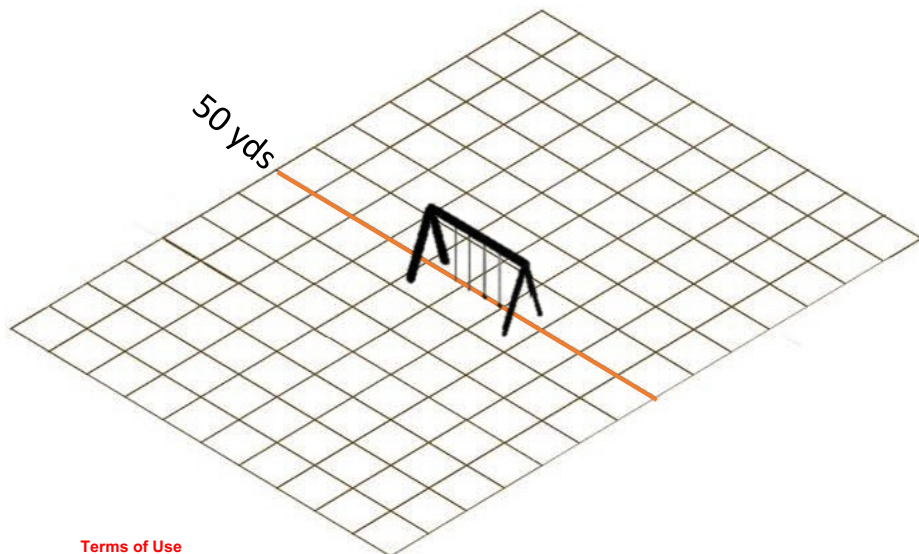
**Points:** 10 points per impact, 100 points possible

**Start Position:** Standing, rifle and all gear in hand, mag in, action open

**Adaptive Recommendation:** Start in position with magazine out and off glass.

**Description:** On the start signal, take a prone position and engage the KYL target with 1 shot from large to small. You will repeat this sequence but dropping the largest target in the sequence.

- 1", ¾", ½", ¼"
- ¾", ½", ¼"
- ½", ¼"
- ¼"



**Terms of Use**

# 3. Pyramid Of Love

Time: 120 Sec

Round Count: 12

## Ranges and Targets:

Option 1 – 68 yds: 1.5” & 2” on a double hanger  
 100 yds: 2.5” & 3” on a double hanger

Target Size(s)	
MOA	MILS
2.1, 2.8	0.6, 0.8
2.4, 2.9	0.7, 0.8

Option 2 – Same targets and distance.

**Stressor: 105 second par time**

**Restrictions:** No position on the pyramid may be repeated

**Points:** 10 points per impact, 120 points possible

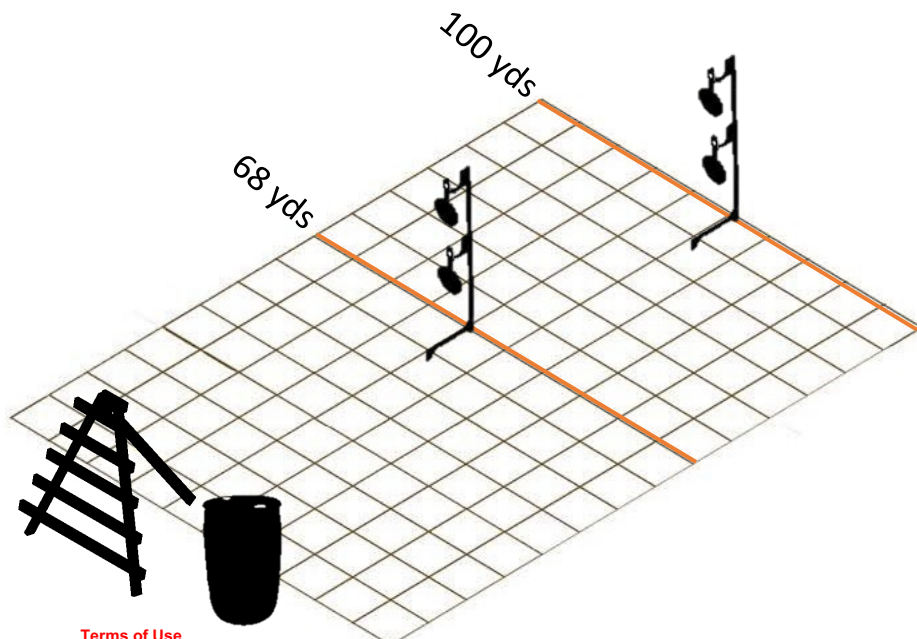
**Start Position:** Standing, rifle and all gear in hand, mag in, action open

**Description:** On the start signal, engage the targets with 2 shots each in the following manner and order:

- Pyramid – Near large  
*\*\* Move \*\**
- Pyramid – Near large  
*\*\* Move \*\**
- 55-gal Barrel – Far large then far small  
*\*\* Move \*\**
- Pyramid – Near small  
*\*\* Move \*\**
- Pyramid – Near small

Note: Each horizontal 2x4 has 3 available positions – outside left, outside right, and center.

**Adaptive Recommendation:** Same target engagement. On the pyramid, use the two highest positions on the you can comfortably reach.



**Terms of Use**

# 4. Hugs & Chicken Nugs

Time: 120 Sec      Round Count: 12

## Ranges and Targets:

Option 1 – 62 yds: 2" on double hanger  
 90 yds: 3" on a double hanger

Target Size(s)	
MOA	MILS
3.1	0.9
3.2	0.9

Option 2 – 115 yds: 4"  
 160 yds: 6"

MOA	MILS
3.3	1
3.6	1

**Restrictions:** Magazine change is required after the 1<sup>st</sup> shot and before the last shot. If a mag change is not conducted, then the last 2 shots will not count regardless if they were impacts.

**Points:** 10 pts per impact plus 0.1 bonus points per second remaining. **For the PractiScore NRL22 template, enter the total time elapsed in seconds.**

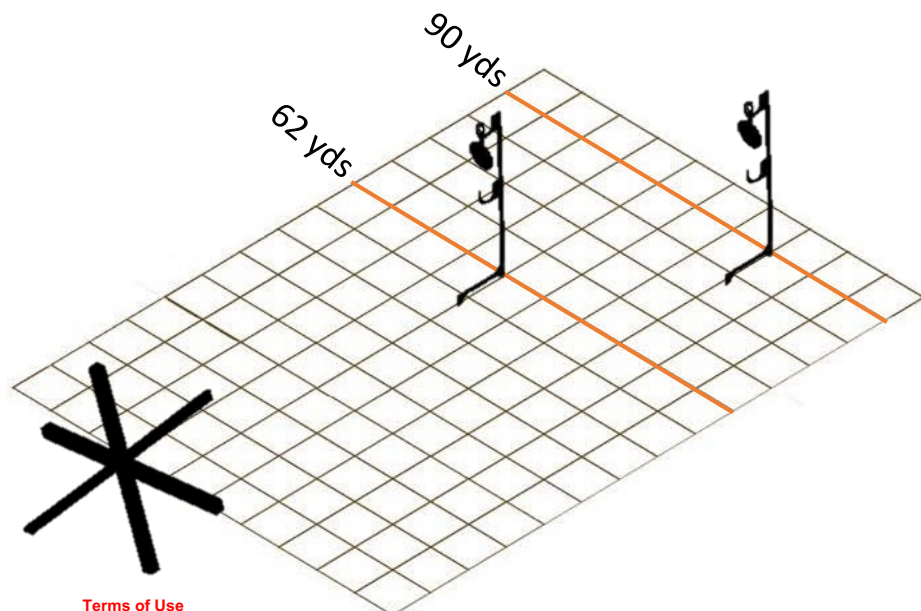
**Start Position:** Standing, rifle and all gear in hand, mag in, action open

**Adaptive Recommendation:** No change

**Description:** On the start signal, build a position on any tank trap tip and engage the near target with 2 shots. You will repeat the sequence for the remaining 2 tips.

You will then engage the far target with 2 shots from the same tip and repeat the 2 shots on far sequence from the remaining 2 tips.

**Note:** The tank trap will be positioned with the center tip towards the competitor.



**Terms of Use**

# 5. Get Stable Like It's "Mint" To Be

Time: 120 Sec

Round Count: 10

## Ranges and Targets:

Option 1 – 77 yds: 1.5" & 2.5" on a double hanger

Target Size(s)	
MOA	MILS
1.9, 3.1	0.5, 0.9

Option 2 – 129 yds: 3" & 5"

MOA	MILS
2.2, 3.7	0.6, 1.1

**Restrictions:** None

**Points:** 10 points per impact, 100 points possible

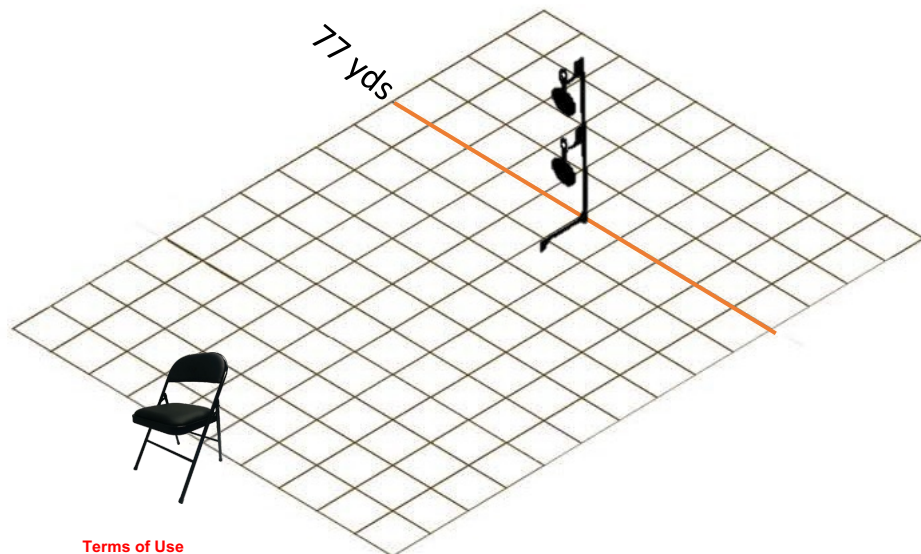
**Start Position:** Standing, rifle and all gear in hand, mag in, action open

**Description:** On the start signal, engage targets with 1 shot in the following order and manner:

- Chair seat – Large, small, small, small, large
- Chair Back – Small, large, large, large, small

Note: The chair will be facing the competitor as pictured

**Adaptive Recommendation:** You will shoot from the 55-gal barrel instead of the chair seat. May use a stool/5-gal bucket to sit on when shooting from the chair back.



### Terms of Use